

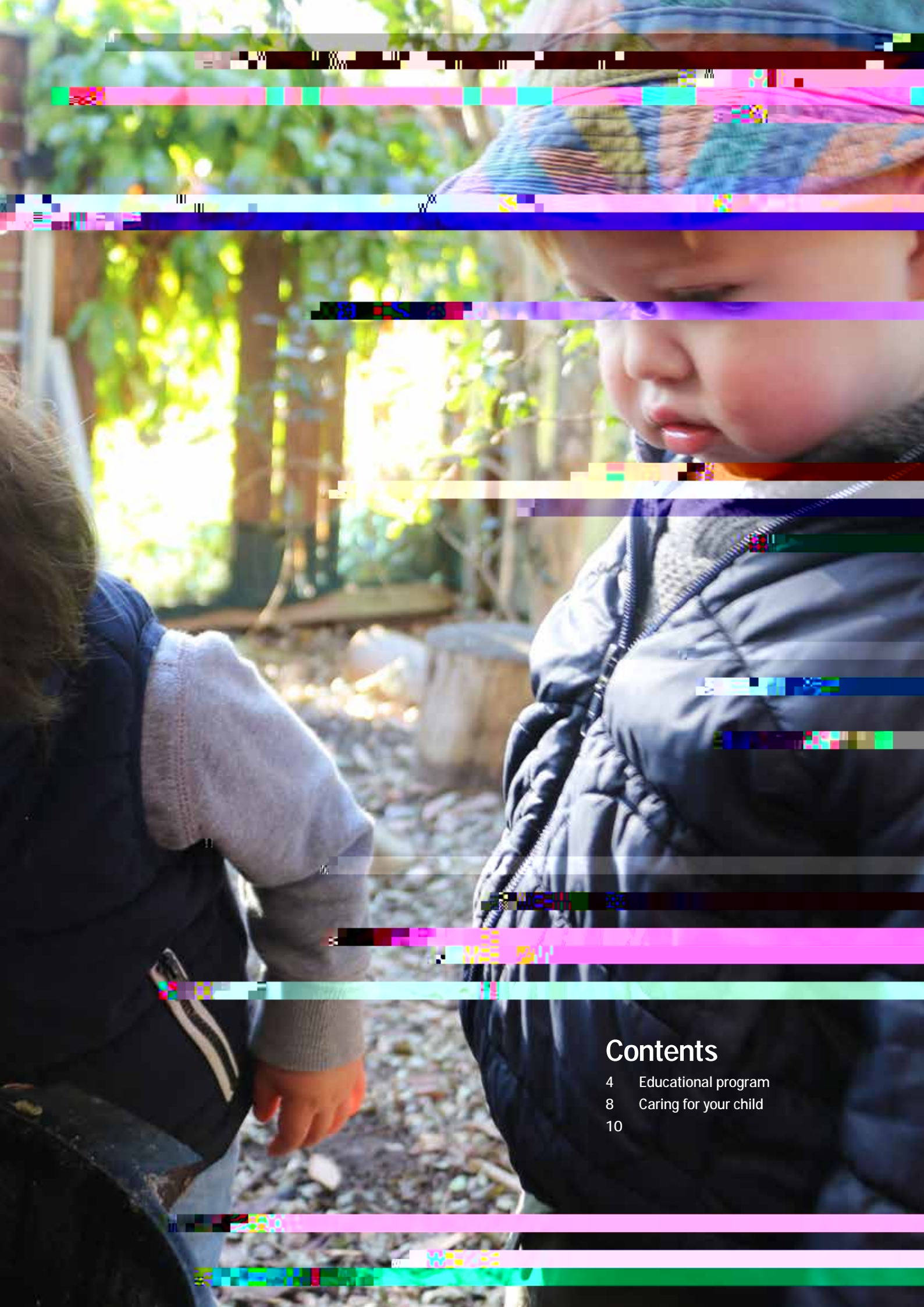
five years of age.

Learning Centre is integrated with the rest of the School. The centre's policies and practices consistently reflect

well balanced education.

for future development. We also understand that the relationships we form with you are





## Contents

- 4 Educational program
- 8 Caring for your child
- 10

## Philosophy of the centre

of life, the early childhood years. As part of an Anglican school, we acknowledge the significance of the Christian faith

honour diversity and individuality. Our

develop as children grow. We believe that where meaningful links between educators, to be fostered.

other leading early childhood philosophies.

child. We aim to support the abundant

developing their creative confidence.

them to guide and provoke thinking and problem solving. Our primary belief is that

experience their own skills and knowledge and this is valued and respected.

## Settling your child into the centre

your children.

Our educators hold a range

Federal Government regulations.

settling quickly into the centre's routines. Hence, we work closely with families

encourage staged visits to our centre.

the centre's staff.



---

---

---

---



### **Nursery program**

Our program for children under two is relationship focused. It is shaped largely by the work of Marte Meo and Magda Gerber

development. Educators are responsive





## **Meals, food and drinks including babies' bottles**

the Early Learning Centre. This will include  
bottle formula for our youngest children.



for easy movement. A daily change of



## Hours of operation

The centre operates daily from 7.30 am to 6.30 pm, Monday to Friday, 49 weeks per year. The centre is closed for three weeks over the Christmas period. It is also closed the year.

## n ha h a ali o da

child ratio.

Age group	Children	Staff

Projects educators and specialist support staff who assist us on a daily basis.

## Dropping off and collecting children

The car park for the Early Learning Centre is located directly beneath the centre. Access from the car park is via the stairs or lift. You may also park in the surrounding streets.

drop off between 7.30-8.30 am and pick-up between 2.30-4 pm. If you have a meeting times, please find alternative parking and

## Enrolment

Parents seeking their child's entry to the

([www.abbotsleigh.nswedu.au](http://www.abbotsleigh.nswedu.au)). To discuss

about the specific fee range for different

[elc@abbotsleigh.nswedu.au](mailto:elc@abbotsleigh.nswedu.au).

each child's enrolment form. The equivalent of two weeks' full fees is required at offer of enrolment. This will be held until the end of


the four week notice period. Any changes to



Director with at least four weeks' notice.

A significant fee applies if children are not collected by 6.30 pm.

Public holidays other than the period between Christmas Day and New Year's Day are subject to payment

registered as an Approved Care Provider. Parents may claim the Child Care Tax Rebate. A Child Care Benefit subsidy may also be available subject to a means test. Contact the Family Assistance Office on 13 61 50





**What are the hours of operation?**

The centre is open Monday to Friday from 7.30 am-6.30 pm, 49 weeks per year.

The centre is closed for three weeks over Christmas and on gazetted public holidayd  
CnTnQ

M



## Welcome to Abbotsleigh Early Learning Centre.

Your first orientation date is

### **Please bring along the following items to be sighted and copied:**

Your child's birth Certificate, Passport or other identification

The current Immunisation History Statement

### **During the orientation visit our Centre Director will go through a checklist which includes:**

Ensuring all enrolment information is completed including:

Excursion and incursion authorisations

Contact and collection authorisations

Confirming contact information for emergency contact

Centre routines including:

The Centre opening and closing times

Notification of absences due to illness or holidays

Parking and access to the building

Drop off and collection routine

Centre policies and access will be highlighted. After the Orientation we will send you an email with a link to the policy area so that you are able to read at your convenience.

Financial Management Notification of a e m c ar Q o ie M



## **I l d h a i l s i o l b d I n s**

If you're returning to work we would suggest starting your child at the centre prior to your return to work date. This way you and your child can have a relaxed and unhurried start to formal care and education. This also gives you the opportunity to positive experience. We feel it is very important for both you and your child to develop a strong bond with the educators.



We would like to acknowledge to the traditional custodians of this land, the Darug and Guringai peoples and pay our

Aboriginal Australia. We must always remember that under the concrete and asphalt this land is, was and always will be traditional Aboriginal land.

Our Centre was once beautiful forest country, and home to the Aboriginal people of this region. We recognise their long history on this land and the care they gave to this land for thousands of years.

As we share our own knowledge, teaching, learning, and research practices within this school may we also pay respect to the knowledge embedded forever within the Aboriginal Custodianship of Country.

